

Slimline Series

Model: Slimline-N

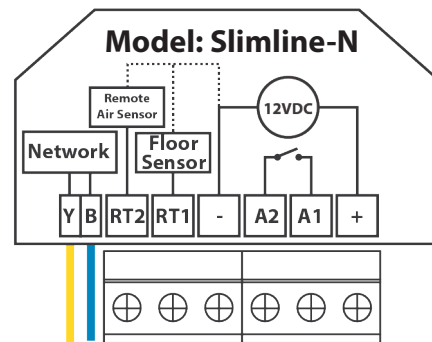

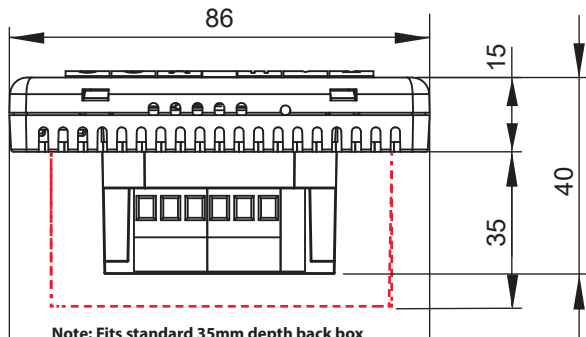


Temperature Range	05-35 °C 41-95 °F	Networking Facility	Y
Blue Back Lit Screen	Y	°C / °F Option	Y
Non-Programmable	Y	Built In Sensor	Y
5/2 Day Programming Mode	Y	Remote Air Sensing Mode	Y
7 Day Programming Mode	Y	Floor Sensing Mode	Y
Number of Heating Levels	4	Remote Probe Included	N
Optimum Start	Y	Max Switching Current	3A
Number of HW Times	0	Accuracy	+/-1°C
Holiday Function	Y	Infrared Remote Control Option	Y
Keylock Function	Y	Adjustable Switching Differential	Y
Temperature Hold Function	Y	Supply	12VDC
Temperature Override	Y	Rating	3A
Temperature Override Limit	Y	Installed Dimensions (L,H,D)	99 x 86 x 15mm
Frost Protection	Y	Weight	195g

Feature Table

FEATURE	DESCRIPTION	SETTING	FEATURE	DESCRIPTION	SETTING
01	Temperature Format	00 = °C, 01 = °F (°C = Default)	08	Sensor Selection	00 = Built in Sensor 01 = Remote Air Sensor 02 = Floor Sensor Only 03 = Built In & Floor Sensor 04 = Remote Air & Floor Sensor
02	Switching Differential	01° - 03°C (Default 01°C)	09	Floor Temperature Limit	20° - 45°C (27°C = Default)
03	Frost Mode	00 = Enabled, 01 = Disabled (00 = Default)	10	Optimum Start	00-03 Hours (00 = Default)
04	Frost Protection Temperature	07° - 17°C (Default 12°C)	11	Rate of Change	Minutes to raise by 1°C
05	Output Delay	00 - 15 Minutes (00 = Default)	12	Program Mode	00 = Non-Programmable 01 = 5/2 Day 02 = 7 Day
06	Communications ID No.	Set unique comms address (01-32)			
07	Up/Down Temperature Limit	00° - 10°C (00 = Default)			

Product Dimensions (mm) & Wiring Specification



Wiring Detail

