

## FEATURES

Press-fittings have been designed to be used in conjunction with the Multilayer pipe as a press fit system with no requirement for hot works. This type of joint has become increasingly popular due to its simple and quick installation, along with high working temperature and pressure capability.

The Press Jaw, specific for every diameter of fittings, compresses a stainless steel sleeve, which secures the pipe onto the core of the fitting. The hydraulic and mechanical sealing is guaranteed by the special profile of the fitting and the double O-ring. After pressing, the fitting produces a joint with maximum strength and durability



## CONSTRUCTION DETAILS

The stainless steel sleeve is connected onto the fitting by white plastic ring.

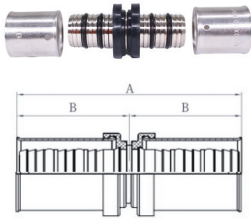
Each sleeve has the indication of the diameter.

The plastic ring has four important functions:

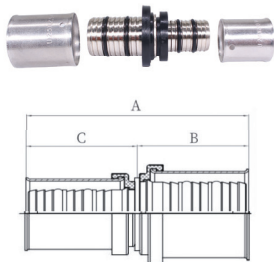
- it prevents di-electric contact between the layer of aluminium of the pipe and the brass body of the fitting, thus preventing the risk of possible corrosion
- it provides sight holes to ensure that the pipe has been fully inserted into the fitting
- it guides the correct positioning of the jaws around the fitting
- fixes the sleeve to the fitting

## INSTALLATION

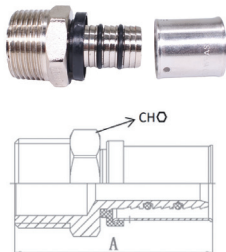
<p>1. Cut the pipe at a 90° angle</p>	<p>2. Bevel the cut end of the pipe</p>	<p>3. Check to ensure there are no burrs</p>
<p>4. Insert the pipe into the fitting and check that the pipe is visible in each of the 3 viewing windows</p>	<p>5. Using a standard 'U' profile press jaw and press tool, make the connection</p>	<p>6. Joint Complete</p>



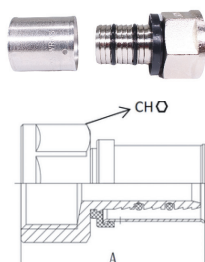
TYPE	PROFILE	A mm	B mm	Pcs/Pack	Code
16mm x 16mm	U-TH-H	53.2	26.6	10	RHS90-001
20mm x 20mm	U-TH-H	53.2	26.6	7	RHS90-002
25mm x 25mm	U-TH-H	68.4	34.2	4	RHS90-003
32mm x 32mm	U-TH-H	69	34.5	2	RHS90-004



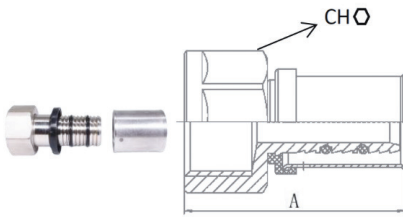
TYPE	PROFILE	A mm	B mm	C mm	Pcs/Pack	Code
20mm x 16mm	U-TH-H	53.2	26.6	26.6	5	RHS90-005
25mm x 16mm	U-TH-H	60.8	34.2	26.6	5	RHS90-006
25mm x 20mm	U-TH-H	60.8	34.2	26.6	4	RHS90-007
32mm x 16mm	U-TH-H	61.1	34.5	26.6	5	RHS90-008
32mm x 20mm	U-TH-H	61.1	34.5	26.6	5	RHS90-009
32mm x 25mm	U-TH-H	68.7	34.5	34.2	5	RHS90-010



TYPE	PROFILE	A mm	CH mm	Pcs/Pack	Code
16mm x 1/2" F	U-TH-H	42	24	5	RHS90-019
16mm x 3/4" F	U-TH-H	44.3	30	5	RHS90-020
20mm x 1/2" F	U-TH-H	42.3	24	5	RHS90-071
20mm x 3/4" F	U-TH-H	44.3	30	5	RHS90-021
25mm x 3/4" F	U-TH-H	51.7	30	5	RHS90-022
25mm x 1" F	U-TH-H	52.6	36	4	RHS90-023
32mm x 3/4" F	U-TH-H	51.9	30	4	RHS90-024
32mm x 1" F	U-TH-H	52.9	36	4	RHS90-025

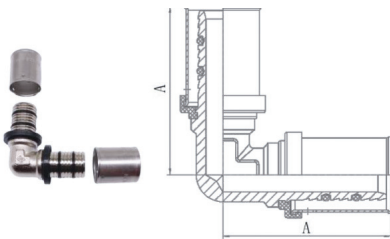


## SWIVEL COUPLE 16-35mm



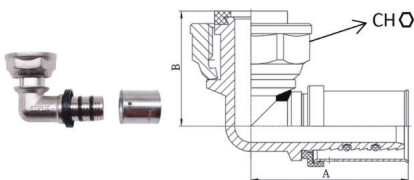
TYPE	PROFILE	A mm	CH mm	Pcs/Pack	Code
16mm x 1/2"F	U-TH-H	44.9	24	10	RHS90-072
20mm x 1/2"F	U-TH-H	45.4	24	10	RHS90-073
20mm x 3/4"F	U-TH-H	45.4	30	5	RHS90-074
25mm x 3/4"F	U-TH-H	52.2	30	5	RHS90-075

## EQUAL ELBOW 16-32mm



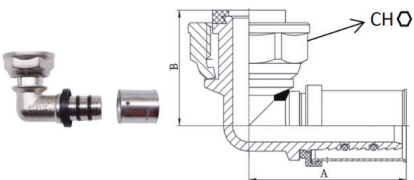
TYPE	PROFILE	A mm	Pcs/Pack	Code
16mm x 16mm	U-TH-H	39.1	6	RHS90-026
20mm x 20mm	U-TH-H	40.6	6	RHS90-027
25mm x 25mm	U-TH-H	50.2	3	RHS90-028
32mm x 32mm	U-TH-H	53.6	2	RHS90-029

## SWIVEL ELBOW 16-20mm



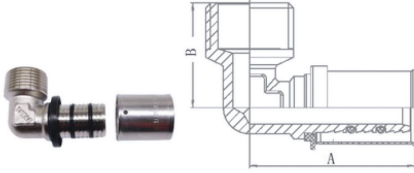
TYPE	PROFILE	A mm	B mm	CH mm	Pcs/Pack	Code
16mm x 1/2"F	U-TH-H	38.9	28.5	26	6	RHS90-088
20mm x 3/4"F	U-TH-H	47.9	31.5	30	5	RHS90-089

## FEMALE ELBOW 16-32mm



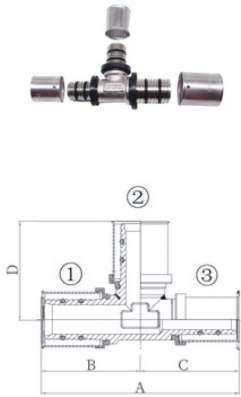
TYPE	PROFILE	A mm	B mm	Pcs/Pack	Code
16mm x 1/2"F	U-TH-H	40.9	27	5	RHS90-076
16mm x 3/4"F	U-TH-H	44.9	28	5	RHS90-077
20mm x 1/2"F	U-TH-H	40.9	30	6	RHS90-078
20mm x 3/4"F	U-TH-H	44.9	30	5	RHS90-079
25mm x 3/4"F	U-TH-H	52.2	32	4	RHS90-080
25mm x 1"F	U-TH-H	56.7	35	4	RHS90-081
32mm x 1"F	U-TH-H	56.5	38	2	RHS90-082

## MALE ELBOW 16-32mm



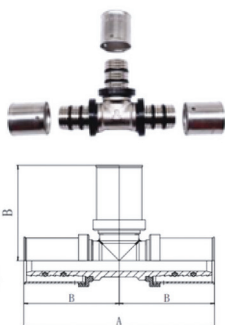
TYPE	PROFILE	A mm	B mm	Pcs/Pack	Code
16mm x 1/2"M	U-TH-H	39.4	25	6	RHS90-083
20mm x 1/2"M	U-TH-H	39.4	27	6	RHS90-084
20mm x 3/4"M	U-TH-H	41.9	29	5	RHS90-085
25mm x 3/4"M	U-TH-H	49.2	30.5	5	RHS90-086
32mm x 1"M	U-TH-H	53	36	2	RHS90-087

## UNEQUAL TEE 16-32mm



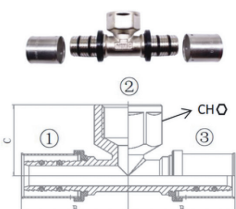
TYPE	PROFILE	A mm	B mm	C mm	D mm	Pcs/Pack	Code
20mm x 16mm x 16mm	U-TH-H	72.2	36.1	36.1	38.4	4	RHS90-034
20mm x 16mm x 20mm	U-TH-H	72.8	36.4	36.4	38.4	4	RHS90-065
25mm x 16mm x 25mm	U-TH-H	88.4	44.2	44.2	40.4	2	RHS90-035
25mm x 20mm x 25mm	U-TH-H	91.4	45.7	45.7	40.4	2	RHS90-066
32mm x 16mm x 32mm	U-TH-H	88	44	44	43.4	2	RHS90-036
32mm x 25mm x 32mm	U-TH-H	96	48	48	50.7	1	RHS90-037
25mm x 16mm x 16mm	U-TH-H	80.1	36.5	36.5	40.4	2	RHS90-067
16mm x 20mm x 16mm	U-TH-H	76.8	38.4	38.4	38.4	4	RHS90-038
20mm x 20mm x 16mm	U-TH-H	76.2	38.1	38.1	38.4	4	RHS90-039
25mm x 20mm x 20mm	U-TH-H	103.9	38.4	38.4	40.4	2	RHS90-068
32mm x 25mm x 25mm	U-TH-H	97.7	49.7	49.7	50.7	1	RHS90-069

## EQUAL TEE 16-32mm



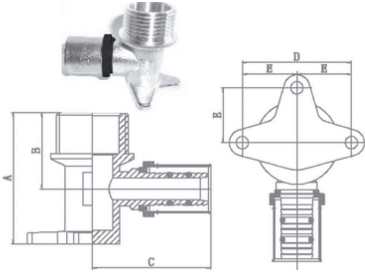
TYPE	PROFILE	A mm	B mm	Pcs/Pack	Code
16mm x 16mm x 16mm	U-TH-H	72.2	36.1	5	RHS90-030
20mm x 20mm x 20mm	U-TH-H	76.2	38.1	3	RHS90-031
25mm x 25mm x 25mm	U-TH-H	95.4	47.7	2	RHS90-032
32mm x 32mm x 32mm	U-TH-H	102	51	1	RHS90-033

## FEMALE TEE 16-32mm



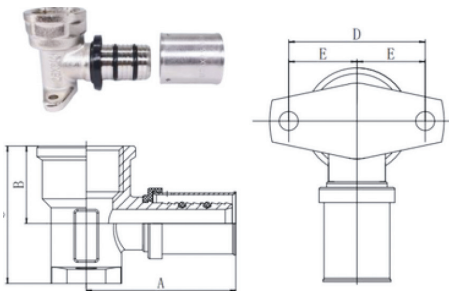
TYPE	PROFILE	A mm	B mm	C mm	CH mm	Pcs/Pack	Code
25mm x 1/2"F x 25mm	U-TH-H	99.4	49.7	30.2	24	2	RHS90-092

## ELBOW WITH PLATE MALE 16mm-20mm



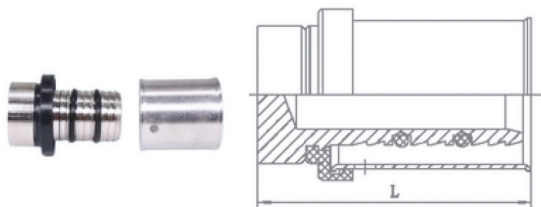
TYPE	PROFILE	A mm	B mm	C mm	D mm	E mm	Pcs/Pack	Code
16mm x 1/2"M	U-TH-H	46	29.5	41.9	34	17	5	RHS90-050
16mm x 3/4"M	U-TH-H	48	28	43.4	40	20	5	RHS90-051
20mm x 3/4"M	U-TH-H	52	30	43.4	40	20	5	RHS90-093

## ELBOW WITH PLATE FEMALE 16mm-20mm



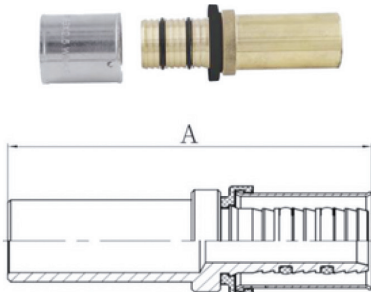
TYPE	PROFILE	A mm	B mm	C mm	D mm	E mm	Pcs/Pack	Code
16mm x 1/2"F	U-TH-H	42	22	39	36	18	5	RHS90-040
16mm x 3/4"F	U-TH-H	45.4	29	46	36	18	5	RHS90-041
20mm x 1/2"F	U-TH-H	42.3	22	39	36	18	5	RHS90-094
20mm x 3/4"F	U-TH-H	45.4	29	46	40	20	5	RHS90-095

## END CAP 16mm-32mm



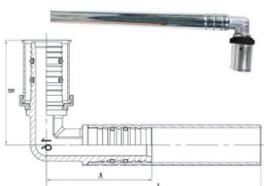
TYPE	PROFILE	L mm	Pcs/Pack	Code
16mm	U-TH-H	31.6	10	RHS90-042
20mm	U-TH-H	34.1	10	RHS90-043
25mm	U-TH-H	41.7	5	RHS90-044

## COPPER ADAPTER 16mm-32mm



TYPE	PROFILE	A mm	Pcs/Pack	Code
16-15mm	U-TH-H	62.6	9	RHS90-045
20-15mm	U-TH-H	62.6	7	RHS90-046
20-22mm	U-TH-H	71.1	6	RHS90-047
25-22mm	U-TH-H	79.7	6	RHS90-048
25-28mm	U-TH-H		6	RHS90-097

## WELDED COPPER PIPE ELBOW



TYPE	PROFILE	A mm	B mm	L mm	Pcs/Pack	Code
L16 x 15 (300)	U-TH-H	39.5	38.4	311.5	1	RHS90-049